




FASTENING ROOF SHEETING IN HIGH WIND & CYCLONIC REGIONS WITH BREMICK ROOFING ASSEMBLIES (BRA)



Bremick Roofing Assemblies (BRA) are preassembled fasteners that are tested and approved for crest fastening metal roofing profiles in Cyclonic Regions. The unique BRA Cyclone washer is suitable for use with most common roofing profiles and is available with universal screws, metal drilling screws or Type 17 timber drilling screws.

Vortex™ Cyclone, Type 17 and Metal drilling versions readily available.

Suitable for Corrugated, Square Rib & Broad Sheet roofing profiles.

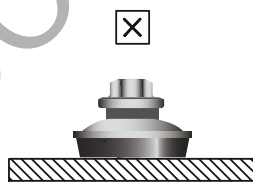
PRODUCT FEATURES

- Crest Fastening
- Suitable profiles
- Water Tight
- Universal, Metal Drill or T17
- TopGrip™ retains sealing pressure
- Available Aluminium/EPDM plate washer
- Coatings: Class 4
- Building Code Australia Tested & Approved
- Complies Australian Standard AS 3566
- Warranted performance

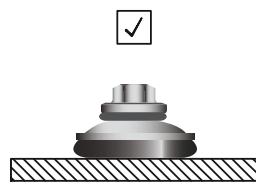
INSTALLATION RECOMMENDATIONS

For best results use a power screw driver with a variable speed:
For timber 1000 to 1500 RPM.
For steel 2000 to 2500 RPM
Battery screw drivers may be used, however due to the low power outputs (torque and RPM) installation time will be significantly increased. Only use Bremick Drive Bits and Sockets

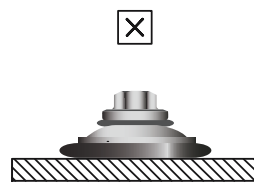
Seal compression setting



Under driven. Requires tightening



Correct

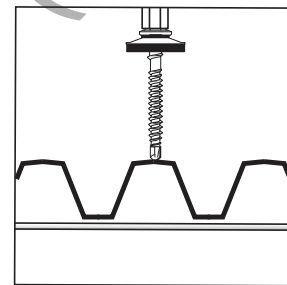


Over driven. Remove and replace.

SETTING INSTRUCTIONS

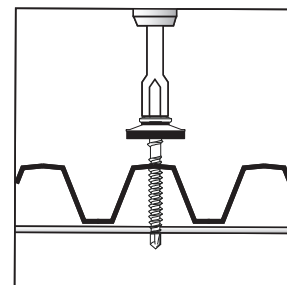
1: Position

Fit screw head into drive socket and locate screw point at centre of sheet rib. (BRA Cyclone washer can accommodate up to 11 degrees of axial misalignment)



2: Drill

With a power screw driver commence drilling at "slow speed" to pierce sheeting.



3: Set

Maintaining a firm down pressure increase the drive speed to penetrate the base material. Continue driving until the BRA Washer seats firmly.

